

- Intensity Button: Three modes, intensity 1 as default, short-pressing the intensity button to cycle three different intensity modes.  
The default mode after startup is Intensity 1 (flashes white) – intensity 2 (flashes green) – intensity 3 (flashed red) – intensity 1 (flashes white).
- Heat Button: the device is turned on with heat function on (flashes white), short-pressing the button to turn off the function.
- The device will turn off automatically after 15 minutes of use.

#### Warranty Customer Support

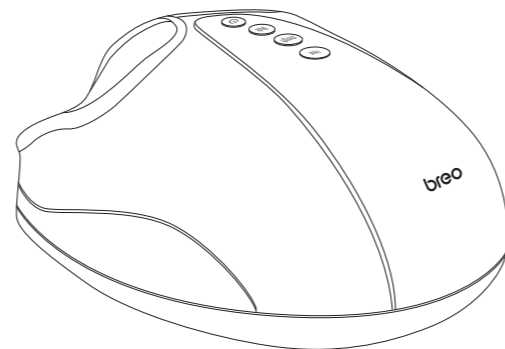
If you need help regarding product issues, after-sales service, or other relevant problems, please contact us via the email at support@breocare.com, or call us at 1-866-546-3587 (United States).

This device complies with Part 15 of the FCC Rules. Operation is subject to the following two conditions: (1) this device may not cause harmful interference, and (2) this device must accept any interference received, including interference that may cause undesired operation.

Made in China



breo



Foot Massager  
FM D191

#### Introduction

Thank you for purchasing Breo Foot Massager. Please read this user manual carefully to ensure safe and proper use. If you need any assistance, please contact our support team with the product model number and Amazon order number.

#### Included

- 1 x Foot Massager
- 1 x User Manual
- 1 x Adapter
- 1 x Replaceable Cover

#### Product Specifications

Model	FM D191
Name	Foot Massager
Power input	12V---
Rated Power	30W
Rated current	2.5A
Default time	15 min
N.W.	3500g
Dimensions:	L418×W359×H 230 (mm)

#### Precautions

Conditions below should consult a medical professional before using the product:

- Children, the older, and pregnant or menstruating women.
- People with skin infections, skin disease, or swollen or burnt skin.
- People who have a pacemaker or other medical implants.
- People with heart disease or a history of heart disease.
- People with fragile or damaged bones.
- People with cancer.

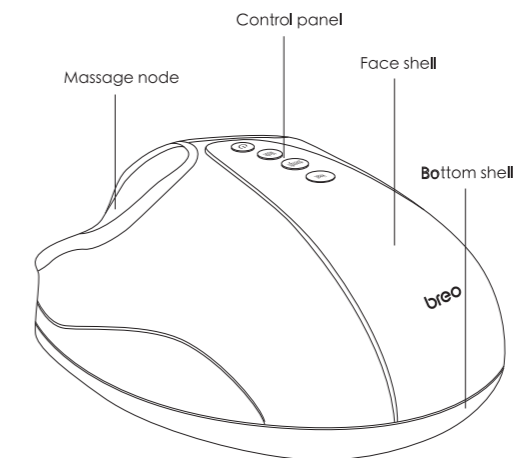
#### User Tips

- Do not use the product after eating too much within 1 hour.
- Do not use the product if your feet are injured.
- Please stop using the product immediately if any discomfort or abnormal pain occurs during the use.
- The foot size at maximum for the product: 44 (EU size).
- It is recommended to use the product for 2-3 times per day.
- The temperature at maximum of the heating function: 55° C / 131° F.

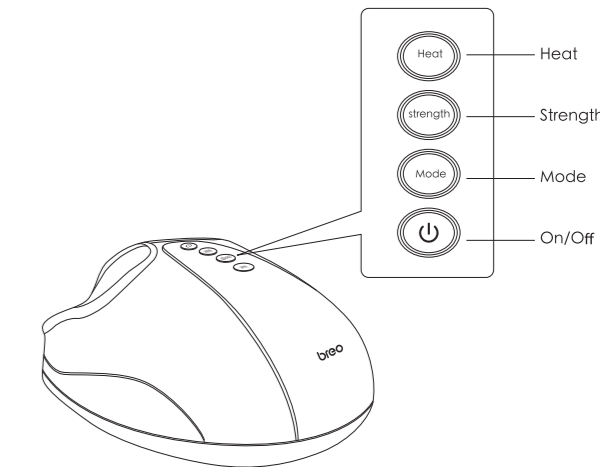
#### Questions & Answers

Problem	Suggestion
The product doesn't work.	Restart the product after it cools down.
The massage intensity is too strong or too weak while using.	Adjust the angle until the intensity is moderate.
	Do not place your feet too heavily on the massage nodes.

#### Product Diagram



#### Control Panel



#### Product Operation Guide

- Four Buttons:  
On/Off Button, Mode Button, Intensity Button, Heat Button.
- On/off button: When the device is turned off, short pressing the button to start up. Mode 1 and Intensity 1 as default.  
①The heating automatically turns on; On/Off button flashes red; Mode Button, Intensity Button, and Heat Button flash white.  
②Short pressing the button to turn off the device.
- Mode Button; three modes, mode 1 as default, press to switch massaging mode.  
Mode 1 (White Light): Low-speed rotation with interval air pressure massage.  
Mode 2 (Green Light): Medium-speed rotation with interval air pressure massage.  
Mode 3 (Red Light): Fast-speed rotation with interval air pressure massage.